



Ninja ZX-10R / 2011

Ninja ZX-10R

With supreme hard core attitude and an unmatched Supersports heritage, Kawasaki's new pinnacle of handling, technology and performance is ready to dominate on track and street.



Lime Green / Ebony



Ebony / Flat Ebony

Features

Ninja ZX-10R / 2011



New Engine



Bodywork



Horizontal Back-link rear suspension



BPF (Big Piston Front fork)



Aluminium Twin-spar frame

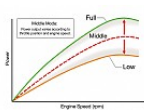


Aluminium swingarm


More features



S-KTRC (Sport-Kawasaki TRaction Control)



Power Mode selection with variable Middle mode



KIBS (Kawasaki Intelligent anti-lock Brake System) Only on ABS model



Fuel tank



Headlamps



Brakes



LED taillight



Öhlins steering damper



Instrumentation



Mirrors with integrated LED signals




Exhaust system

Accessories

Ninja ZX-10R / 2011



Pillion seat cover



Bubble screen



Tank pad set

More accessories



Engine guards



Akrapovic exhaust - short



Front axle protector



Protection kit nose cone



Protection kit for side panels



Protection kit front fender



Protection kit for tail ZX-10R

Racing parts

Ninja ZX-10R / 2011



These parts have been made for competitive racing or related use only.
These parts are excluded from Kawasaki Warranty terms and conditions.



Akrapovic racing exhaust system



Öhlins steering damper




Adjustable lever set

More Racing Parts



Tyre warmers
"Advanced"



Tyre warmers "Integral"

Specifications

Ninja ZX-10R / 2011

Engine

Fuel system	Fuel injection: ϕ 47 mm x 4 (Keihin) with oval sub-throttles, dual injection
Ignition	Digital
Starting	Electric
Lubrication	Forced lubrication, wet sump with oil cooler
Engine type	Liquid-cooled, 4-stroke In-Line Four
Displacement	998 cm ³
Bore x stroke	76.0 x 55.0 mm
Compression ratio	13.0:1
Valve/Induction system	DOHC, 16 valves

Transmission

Clutch	Wet multi-disc, manual
Primary reduction ratio	1.681 (79/47)
Gear ratios: 1st	2.600 (39/15)
Gear ratios: 2nd	2.053 (39/19)
Gear ratios: 3rd	1.737 (33/19)
Gear ratios: 4th	1.571 (33/21)
Gear ratios: 5th	1.444 (26/18)
Gear ratios: 6th	1.348 (31/23)
Final reduction ratio	2.294 (39/17)
Transmission	6-speed, return
Final Drive	Sealed chain

Frame

Frame type	Twin spar, cast aluminium
Rake/Trail	25°/ 107 mm
Wheel travel, front	120 mm
Wheel travel, rear	140 mm
Tyre, front	120/70ZR17M/C (58W)
Tyre, rear	190/55ZR17M/C (75W)
Steering angle, left / right	27° / 27°

Suspension

Suspension, front	43 mm inverted fork with rebound and compression damping, spring preload adjustability and top-out springs
Suspension, rear	Horizontal Back-link with gas-charged shock and top-out spring Compression damping: Stepless, dual-range (high/low-speed) Rebound damping: Stepless Spring preload: Fully adjustable

Brakes

Brakes, front	Dual semi-floating 310 mm petal discs, 10-button aluminium rotor carrier Caliper: Dual radial-mount, opposed 4-(aluminium) piston
Brakes, rear	Single 220 mm petal disc Caliper: Single-bore pin-slide, aluminium piston

Dimensions

Dimensions (L x W x H)	2.075 x 715 x 1.115 mm
Ground Clearance	135 mm
Wheelbase	1,425 mm
Seat height	813 mm
Fuel capacity	17 litres
Curb Mass	198 kg / 201 kg (ABS)

Performance

Maximum power	147.1kW {200.1PS} / 13,000 rpm
Maximum torque	112 N•m {11.4kgf•m} / 11,500 rpm
Maximum power with RAM Air	154.4kW {209.9PS}/ 13,000 rpm